



KLAUS Multiparking GmbH
Hermann-Krum-Straße 2
D-88319 Aitrach
Fon +49 (0) 75 65 508-0
Fax +49 (0) 75 65 508-88
info@multiparking.com
www.multiparking.com

PRODUCT DATA



mastervario F2

Surface system
one row



The automatic surface system optimally utilizes the floor space of an object.

The surface system can be designed as above-ground or underground system or as a combination of both variants.

- One-row surface system with elevator and horizontal conveying unit
- Optional turning unit
- Up to 5 parking levels
- Three to eight cars per parking level
- For 20 to 40 cars
- Vehicle height freely selectable (but must be uniform)
- Floor loads per parking space: 2500 kg
- Higher loads per parking space possible upon request

Please note the separate technical information.



Page 1
Title page

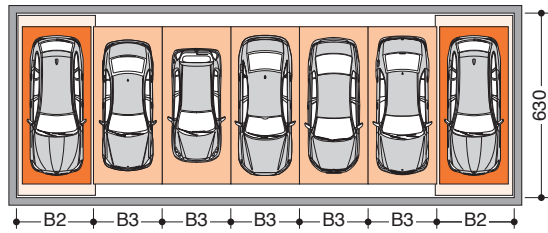
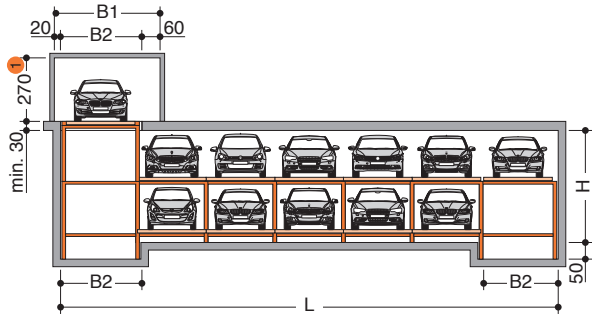
Page 2
Dimensions

Page 3
Variants

Dimensions for two to five parking levels

- For 2-5 levels
- Up to 8 cars next to each other
- Transfer cabin located directly above parking area
- Vehicle height freely selectable (but must be uniform)
- Turning unit optional (in transfer cabin or in system)

Surface system with two parking levels



Electrical cabinet

Close to the transfer cabin room for an electrical cabinet is to be provided.
Minimum dimensions:
l: 240 cm, w: 200 cm, h: 230 cm.

Height dimensions

levels	all levels for vehicles up to 160 cm		all levels for vehicles up to 180 cm		all levels for vehicles up to 200 cm	
	H ②	car height	H ②	car height	H ②	car height
2	379	160	419	180	459	200
3	559	160	619	180	679	200
4	739	160	819	180	899	200
5	919	160	1019	180	1119	200

Width dimensions

platform width	B1	B2	B3
225	375	290	225
230	380	295	230

Length dimensions

parking spaces per level	platform width 230 cm	platform width 225 cm
	L	L
3	1050	1030
4	1280	1255
5	1510	1480
6	1740	1705
7	1970	1930
8	2200	2155

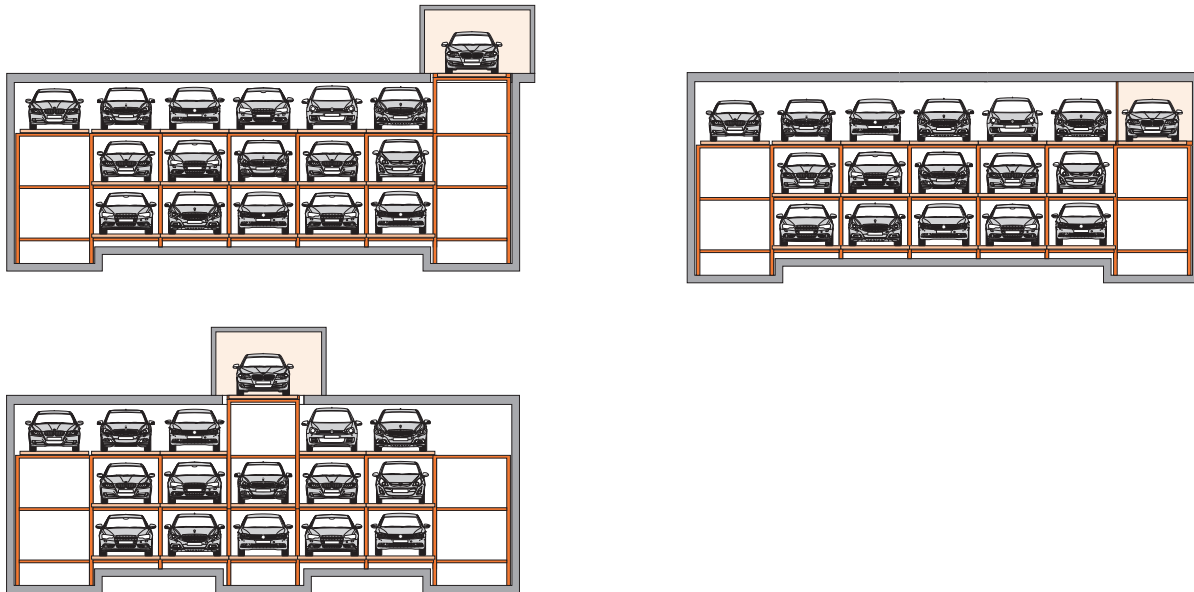
① The dimension 270 depends on the gate selected (please contact KLAUS Multiparking).

② If the turning unit is arranged at the lower level the dimension must be increased by 25 cm.

Arrange options

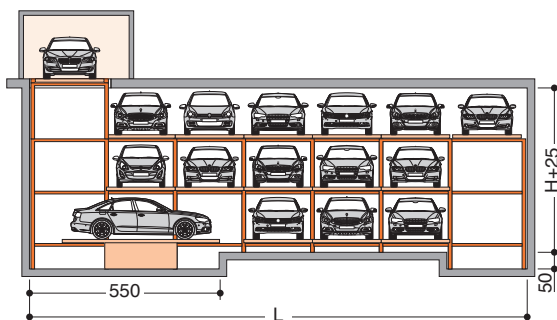
Position above transfer cabin

The transfer cabin should always be located above the parking area, but can also be located in the uppermost parking level. This can lead to deviations in the number of parking spaces and the dimensions. Preferably, the transfer cabin should be located at the end of the parking rows. Right or left, as here the vertical conveyors are located. By the use of an additional vertical conveyor the transfer cabin can also be located above one of the centre parking spaces.



Position of turning unit at the lowermost parking level

By using a turning unit cars can be exited in driving direction. On the lowermost level the car can be turned without losing a parking space.



We reserve the right to change this specification without further notice

KLAUS Multiparking reserves the right in the course of technical progress to use newer or other technologies, systems, processes, procedures or standards in the fulfillment of their obligations other than those originally offered provided the customer derives no disadvantage from their so doing.